

# Economic & Workforce Update

## Leavenworth County, Kansas

### INDUSTRY, OCCUPATION & WORKFORCE TRENDS

JULY 2014 • MID-AMERICA REGIONAL COUNCIL

36,694  
TOTAL  
JOBS

### LEAVENWORTH COUNTY SPECIALIZATIONS



#### WOOD PRODUCT MANUFACTURING

56 Jobs  
\$39,038 Avg. Earnings



#### PRINTING

215 Jobs  
\$79,043 Avg. Earnings



#### MACHINERY MANUFACTURING

189 Jobs  
\$58,883 Avg. Earnings



#### DEPOSITORY CREDIT INTERMEDIATION

703 Jobs  
\$41,059 Avg. Earnings



#### OFFICE ADMINISTRATION

383 Jobs  
\$43,349 Avg. Earnings



#### COMPUTER SYSTEMS DESIGN

792 Jobs  
\$78,226 Avg. Earnings



#### CEMENT MANUFACTURING

83 Jobs  
\$63,038 Avg. Earnings



#### FEDERAL GOVERNMENT MILITARY

3,607 Jobs  
\$101,651 Avg. Earnings



#### FOOD MANUFACTURING

87 Jobs  
\$75,543 Avg. Earnings



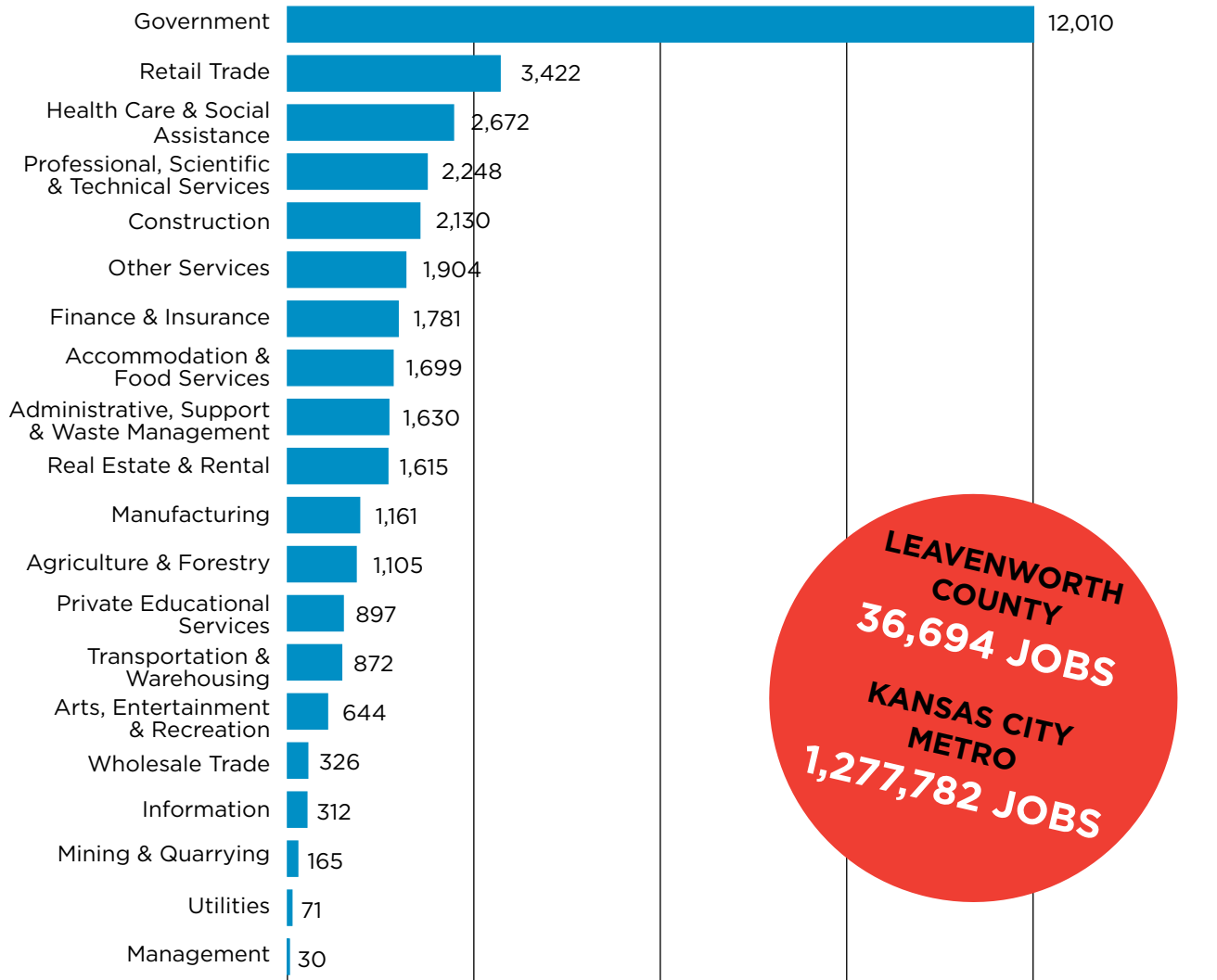
#### FEDERAL GOVERNMENT CIVILIAN

4,280 Jobs  
\$98,272 Avg. Earnings

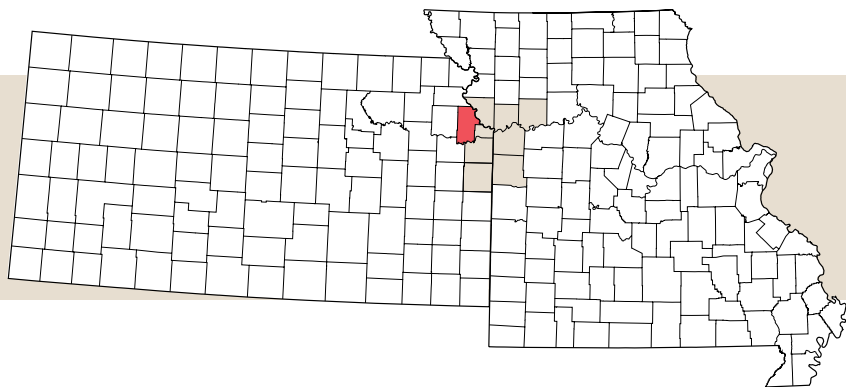
# The Big Picture: **INDUSTRY OVERVIEW**

Where are Leavenworth County's jobs? The chart below provides a snapshot of total employment by industry using NAICS classifications — a categorization system used to classify establishments by type of economic activity. Government — including public schools, military and law enforcement — has the largest employment in the county, followed by retail trade and health care.

**Leavenworth County Employment by Industry, 2014**



**Because Leavenworth County is home to the Fort Leavenworth military complex, it has a high proportion of government jobs — about one-third of total employment.**



# Specialization: **WHAT WE DO WELL**

The Location Quotient (LQ) formula helps identify the industries where Leavenworth County excels. To figure the LQ, we compare the number of jobs in a particular industry to total jobs to calculate a percentage, both for the county and for the nation. Then we divide the county's percentage by the national percentage. An LQ greater than one indicates an industry where the county has a specialty or high concentration of jobs. These industries are what make the county unique and give it a competitive edge.

## Leavenworth County Industry Specializations, 2014

INDUSTRY	LQ	LOCAL EXAMPLES
 <b>FEDERAL GOVERNMENT, MILITARY</b>	<b>9.14</b>	Fort Leavenworth
 <b>FEDERAL GOVERNMENT, CIVILIAN</b>	<b>7.58</b>	U.S. Penitentiary
 <b>VENEER, PLYWOOD AND ENGINEERED WOOD PRODUCT MANUFACTURING</b>	<b>3.81</b>	Prime Wood Elite Hardwood
 <b>GENERAL PURPOSE MACHINERY MANUFACTURING</b>	<b>3.55</b>	Heatron Great Western
 <b>OFFICE ADMINISTRATIVE SERVICES</b>	<b>2.43</b>	Corporate Record Systems
 <b>CEMENT AND CONCRETE PRODUCT MANUFACTURING</b>	<b>2.32</b>	Geiger Ready Mix
 <b>FOOD MANUFACTURING</b>	<b>2.18</b>	Cereal Ingredients
 <b>PRINTING AND RELATED SUPPORT ACTIVITIES</b>	<b>2.13</b>	Hallmark Advantage Printing
 <b>DEPOSITORY CREDIT INTERMEDIATION</b>	<b>2.04</b>	Armed Forces Bank Citizens National Bank, etc
 <b>COMPUTER SYSTEMS DESIGN AND RELATED SERVICES</b>	<b>1.83</b>	Northrop Grumman, CGI Technologies and Solutions Inc., BMA

# Growing Our **BASE ECONOMY**

Industries that have both a high location quotient and relatively high total job numbers are especially important to the county's economic base.

Industries with high location quotients are often export-oriented. They bring money into the county economy, rather than just circulating money that is already here.

Leavenworth County's biggest export industry is government, which brought \$8.4 billion into the county in 2012.

## Leavenworth County Exports and Imports



## Projected Employment Change for Key Industries, 2014-2019

Industry	2014 Jobs	2019 Jobs	Change	Percent Change	2014 Average Earnings
Depository Credit Intermediation	703	775	+72	+10%	\$41,059
Office Administrative Services	383	453	+70	+18%	\$43,349
Wood Product Manufacturing	56	84	+28	+50%	\$39,038
Printing	215	243	+28	+13%	\$79,043
Federal Government, Military	3,607	3,599	-8	0%	\$101,651
Cement Manufacturing	83	40	-43	-52%	\$63,038
Computer Systems Design	792	724	-68	-9%	\$78,226
Machinery Manufacturing	189	112	-77	-41%	\$58,883
Federal Government, Civilian	4,280	4,198	-82	-2%	\$98,272

# Top Growing OCCUPATIONS

TOP 5

## HIGH SCHOOL OR LESS

	Number of jobs, 2014	Net Change by 2023	Annual Openings 2014-2023	Median Hourly Wage
Farmers, Ranchers, Agricultural Managers	920	219	52	\$8.06
Personal Care Aides	345	133	18	\$10.31
Landscaping and Groundskeeping Workers	348	107	22	\$10.94
Retail Salespersons	706	97	37	\$9.33
Home Health Aides	146	88	14	\$9.53

TOP 5

## ASSOCIATE DEGREE/CERTIFICATION

Real Estate Sales Agents	782	125	23	\$10.93
Hairdressers and Cosmetologists	199	40	11	\$9.09
Nursing Assistants	227	28	8	\$10.75
Massage Therapists	64	22	3	\$11.09
Telecommunications Equipment Installers	18	21	3	\$16.75

TOP 5

## BACHELOR'S DEGREE

Personal Financial Advisors	278	113	18	\$25.05
Elementary School Teachers	401	93	20	\$20.17
Financial Services Sales Agents	190	49	11	\$22.06
Secondary School Teachers	247	48	13	\$21.21
Management Analysts	323	39	10	\$28.67

TOP 5

## GRADUATE DEGREE AND HIGHER

Postsecondary Teachers	127	73	11	\$23.39
Psychologists	74	15	4	\$31.01
Mental Health/Substance Abuse Social Workers	24	13	2	\$12.53
Mental Health Counselors	18	12	2	\$17.74
Educational & Guidance Counselors	44	10	2	\$22.18

## EMPLOYMENT MISMATCH

Unfortunately, the skill sets and experience of unemployed people who are looking for work don't always match up neatly with what employers need. In some industries, there is a dramatic difference between the number of unemployed and the jobs available.

MORE WORKERS THAN JOBS



**CONSTRUCTION**  
384 unemployed  
6 job openings



**GOVERNMENT**  
509 unemployed  
84 job openings



**RETAIL TRADE**  
212 unemployed  
79 job openings

MORE JOBS THAN WORKERS



**ADMINISTRATIVE & SUPPORT**  
95 unemployed  
129 job openings



**PROFESSIONAL SERVICES**  
113 unemployed  
141 job openings



**TRANSPORTATION & WAREHOUSING**  
37 unemployed  
80 job openings

# What Employers WANT

TOP 10

## JOB SKILLS IN DEMAND

- 1 Oral and written communication skills
- 2 Microsoft Office
- 3 Command, control, intelligence and reconnaissance
- 4 Cybersecurity
- 5 Integrity
- 6 Customer service skills
- 7 Personnel management
- 8 Detail oriented
- 9 Coaching
- 10 Strong leadership skills

TOP 10

## JOB CERTIFICATIONS IN DEMAND

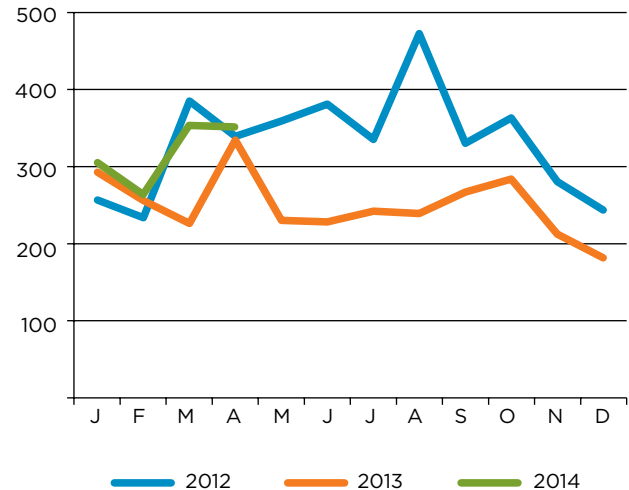
- 1 Top Secret Clearance
- 2 Certified Registered Nurse
- 3 Commercial Driver's License
- 4 Basic Life Support
- 5 Advanced Cardiac Life Support
- 6 Certification in CPR
- 7 Licensed Practical Nurse
- 8 National Council Licensure Examination
- 9 Systems Security Certified Practitioner
- 10 Certified in Nursing Administration

TOP 10

## OCCUPATIONS IN DEMAND

- 1 Heavy and Tractor-Trailer Truck Drivers
- 2 First-Line Supervisors, Retail
- 3 Registered Nurses
- 4 First-Line Supervisors, Food
- 5 Food Preparation and Serving Workers
- 6 Computer User Support Specialists
- 7 Training and Development Specialists
- 8 Social and Human Service Assistants
- 9 Medical and Health Services Managers
- 10 Retail Salespersons

## JOB POSTINGS BY MONTH



## WHO'S HIRING NOW?

TOP 20

- Department of Veterans Affairs
- Northrop Grumman
- Army Installation Management Agency
- U.S. Army
- St. Luke's Health System
- Federal Prison System
- University of Saint Mary
- Corizon
- Aramark Corporation
- U.S. Defense Department
- Golden Living
- URS Corporation
- Leidos
- Armed Forces Insurance
- Armed Forces Bank
- Army Medical Command
- Corrections Corporation of America
- Roehl
- Saint John's Hospital
- General Dynamics

# Employment by EDUCATION

## PROJECTED GROWTH

Educational Requirement	Number of Jobs, 2014	Net Change by 2023	Job Openings 2014-2023	Annual Openings	Median Hourly Wage
Professional Degree	492	(10)	120	15	\$41.75
Doctoral Degree	249	89	144	16	\$26.83
Masters Degree	555	87	215	22	\$29.23
Bachelor's of higher	1,219	145	381	42	\$31.60
Bachelor's degree	5,231	587	1,746	195	\$25.22
Associates Degree	828	40	251	28	\$24.09
Postsecondary non-degree	6,294	315	824	95	\$15.40
Work Experience in related occupation	4,231	509	1,434	159	\$17.75
Long-term OJT	2,347	32	530	60	\$16.94
Moderate term OJT	3,455	106	902	97	\$16.63
Short term OJT	10,510	1,017	3,822	426	\$12.32

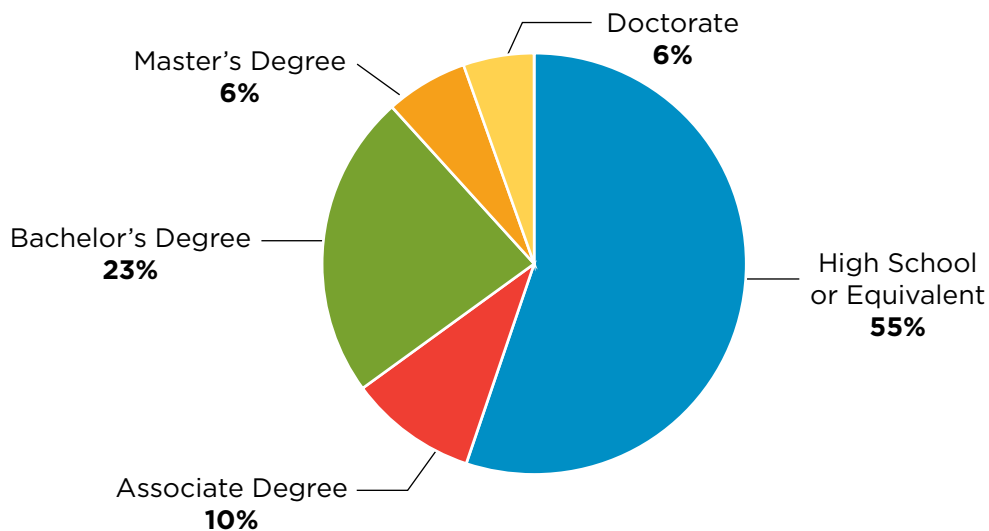
## Leavenworth County Colleges & Universities

Kansas City Kansas Community College – Leavenworth Center  
 University of Saint Mary  
 Central Michigan University at Fort Leavenworth  
 Upper Iowa University at Fort Leavenworth  
 Webster University at Fort Leavenworth

**AVERAGE ANNUAL EARNINGS, ALL JOBS**

**\$46,700**

## JOB POSTINGS BY EDUCATION



# Economic DEVELOPMENT

## FOOD-RELATED INDUSTRIES

There are several food-related companies that have found Leavenworth County a great place to operate. Cereal Ingredients produces food particulates that add flavor, texture and color to baked goods and cereals. Great Western Manufacturing, a leading designer and manufacturer of custom industrial processing machinery, serves cereal grain processors, bakeries, and the pet food, plastics and chemical industries. Central Bag manufactures food-grade bags for the agricultural and animal health industries. Both Mid-States Packers, which packages frozen vegetables and TV dinners, and National Cold Storage are located in the Loring Underground.

## INFORMATION TECHNOLOGY AND DEFENSE CONTRACTING

Due to Fort Leavenworth, the county has a strong presence of defense contractors and IT-related companies. Leavenworth is home to companies such as Northrop Grumman, CGI Technologies, BMA, Booz Allen Hamilton, General Dynamics, Trideum Corporation, SAIC, Cubic Applications and Potawatomi Training.

## AVAILABLE SITES FOR DEVELOPMENT

Leavenworth County has hundreds of available acres ready for development. A shovel-ready site is located just 3 miles from I-70 near Tonganoxie. The site has 237 acres available with utilities ready for development. In addition, there are several industrial and commercial options in all the major communities in the county.

## RETAIL AND COMMERCIAL DEVELOPMENT

In addition to industrial growth, there has been much development in the retail and commercial sectors as both Lansing and Basehor have experienced steady growth. In Leavenworth, three hotels are in the process of being developed, as well as a loft redevelopment project in the downtown district.



## THE IMPACT OF FORT LEAVENWORTH

Leavenworth County is home to Fort Leavenworth (with the Combined Arms Center), which houses some of the Army's best and brightest leadership for the United States Military.

Fort Leavenworth employs more than 8,500 personnel and the base is home to nearly 5,000 residents, with an additional 2,000 people traveling on post daily.

The estimated economic impact of Fort Leavenworth in 2013 was more than \$2.3 billion.



### Leavenworth County Contact:

Steve Jack, [sjack@lvcountyed.org](mailto:sjack@lvcountyed.org) or 913-727-6111  
Executive Director, Leavenworth County Development Corporation



This report was produced by the Mid-America Regional Council with support from the Regional Workforce Intelligence Network and its members. Data sources include EMSI, WANTED Analytics and the U.S. Census Bureau American Community Survey.